













Model NO.				
	275	450	70	20
<b>A805-1</b>	425	600	70	20
	575	900	70	20
	975	1200	70	20

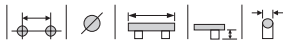
COLOR: BK                      正面鎖





Model NO.				
	275	450	70	20
<b>A805</b>	425	600	70	20
	575	900	70	20
	975	1200	70	20






COLOR: BK                      對鎖








Model NO.   
**A807** 198x48 202x52 14  
 COLOR: SB

Model NO.   
**A808** 171x52 176x56 14  
 COLOR: BK+SB 皮把手



Model NO.					
	224		304	38	32
<b>A799-1</b>	320		400	38	32
	425		505	38	32

COLOR : SC.GSB 正面鎖

Model NO.					
	224		304	38	32
<b>A799</b>	320		400	38	32
	425		505	38	32

COLOR : SC.GSB 對鎖










Model NO.					
	160		190	28	20
<b>A800-1</b>	224		254	28	20
	320		360	28	20

COLOR: SC.GSB 正面鎖

Model NO.					
	160		190	28	20
<b>A800</b>	224		254	28	20
	320		360	28	20

COLOR: SC.GSB 對鎖



Model NO.					
- S 單孔		27		20	
<b>S955</b> - M 單孔		33		24	
- L 單孔		39		28	



COLOR: WT 陶瓷



Model NO.					
<b>ZS953</b> 單孔		37		29	






COLOR: WBK



Model NO.					
<b>ZS952</b> 單孔		38		35	






COLOR: GCK



Model NO.					
<b>Z787</b>	96		112	41	15
	128		145	43	15






COLOR: WBK



Model NO.					
<b>Z788</b>	96		112	41	15
	128		145	43	15






COLOR: GCK



Model NO.					
<b>Z789</b>	96		135	28	22
	128		176	31	22

COLOR: WBK



Model NO.					
<b>Z790</b>	96		135	28	22
	128		176	31	22

COLOR: GCK



Model NO.	
<b>A793</b>	32 65X65 30
COLOR :	GHWT 正面鎖/對鎖



Model NO.	
<b>A793</b>	32 65X65 30
COLOR :	SC 正面鎖/對鎖



Model NO.	
<b>A793</b>	32 65X65 30
COLOR :	GSB 正面鎖/對鎖



Model NO.	
<b>ZS951</b>	單孔 33 28
COLOR :	AG



Model NO.	
<b>ZS237</b>	單孔 30 25
COLOR :	PC+GP



Model NO.	
<b>Z851</b>	128 153 39 24
	160 184 39 24
COLOR :	AG



Model NO.	
<b>Z794</b>	96 117 23 15
COLOR :	PC+GP






Model NO.	
<b>Z852</b>	96 113 41 22
	128 143 42 22
COLOR :	AG








Model NO.	
<b>Z794</b>	128 155 24 15
COLOR :	PC+GP



Model NO.					
<b>ZS910</b>	單孔	31		30	






COLOR: BK.HAB



Model NO.					
<b>Z853</b>	96	148	22	30	
	128	180	24	30	






COLOR: BK.HAB



Model NO.					
<b>Z854</b>	128	170	24	22	
	192	231	26	24	
	256	303	27	24	






COLOR: BK.HAB



Model NO.					
<b>Z856</b>	96	135	23	20	
	128	170	24	22	






COLOR: BK.HAB



Model NO.					
<b>Z857</b>	96	120	22	15	
	128	152	23	16	






COLOR: BK



Model NO.					
<b>Z858</b>	96	130	26	15	
	128	160	26	16	






COLOR: BK.HAB



Model NO.					
<b>Z791</b>	96	148	21	20	
	128	178	25	21	
	256	328	31	28	

COLOR: BK+GP、GWT+GP



Model NO.					
<b>Z859</b>	96	127	28	27	
	128	160	28	29	


COLOR: HAB




Model NO.	
<b>ZS909</b>	單孔 64 19
COLOR: PC	




Model NO.	
<b>Z860</b>	85 92x16 100x22 38
COLOR: BSN	



Model NO.	
<b>A801</b>	32 60 25 60
COLOR: BK	



Model NO.	
<b>A802</b>	128 139 25 35 160 171 25 35
COLOR: BK	



Model NO.	
<b>A803</b>	128 140 30 12 160 172 30 12 224 236 30 12 320 332 30 12 480 492 30 12
COLOR: BK	



Model NO.	
<b>A804</b>	128 153 28 25 160 186 28 25 224 250 28 25
COLOR: GHWT、GSB	



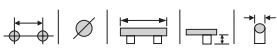
Model NO.	
<b>Z797</b>	160 214 30 20 192 246 30 20 256 310 30 20
COLOR: AB、PC	



Model NO.	
<b>Z798</b>	160 168 27 14 192 211 27 14 256 273 27 14
COLOR: AB、PC	






Model NO. 

<b>Z867</b>	單孔	41x41	45x45	12
-------------	----	-------	-------	----

COLOR: SB



Model NO. 

<b>ZS956</b>	單孔	32x32	25
--------------	----	-------	----

COLOR: SB

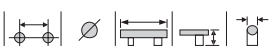


Model NO. 

<b>ZS130</b>	46x19	50x24	9
--------------	-------	-------	---

COLOR: GBK、SN




Model NO. 

	50	9	32
<b>A792</b>	90	9	32
	150	9	32

COLOR: SC、GSB

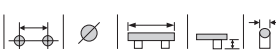


Model NO. 

<b>Z474</b>	96	116x37	120x41	10
	128	148x36	152x41	10


COLOR: GSB、GSC




Model NO. 

<b>A750</b>	96	107x29	116x38	10
	128	141x29	150x38	10

COLOR: GWT、GSB、SC、BSN




Model NO. 

	96	112x24	118x30	11
<b>A795</b>	128	144x24	150x30	11
	160	176x24	182x30	11

COLOR: GSB、SC

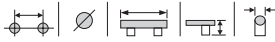


Model NO. 

	96	107x12	111x16	11
<b>A796</b>	128	139x12	143x16	11
	160	171x12	175x16	11

COLOR: GSB、SC (適用推門)




Model NO.   
**ZS957** 單孔 30x30 25  
 COLOR: SB





Model NO.   
**ZS958** 單孔 34 25  
 COLOR: SB





Model NO.   
**Z863** 96 144 32 19  
 128 176 32 19  
 COLOR: SB




Model NO.   
**Z862** 96 116 24 19  
 128 152 24 19  
 COLOR: SB




Model NO.   
**Z865** 96 113 28 12  
 128 145 28 12  
 COLOR: SB




Model NO.   
**Z864** 96 110 33 15  
 128 142 33 15  
 COLOR: SB




Model NO.   
**Z866** 96 111 28 11  
 128 144 28 11  
 COLOR: SB



Model NO.   
**A519** 128 148 28 12  
 160 180 28 12  
 224 245 28 12  
 320 340 28 12  
 COLOR: GHWT、SC、GSB

### F38B



Model NO.	Height	Width	Mounting Plate	Casters
<b>F38-B</b>	730	60		
COLOR: SC、黑		活動輪桌腳(可訂製) 高度可調1.5cm		



Model NO.	Height	Width	Mounting Plate	Casters
<b>AF36</b>	79	25		
COLOR: 黑、SC		高度可訂製		




Model NO.	Height	Width	Mounting Plate	Casters
<b>AF35</b>	79	38		
COLOR: 黑、SC		高度可訂製		



Model NO.	Height	Width	Mounting Plate	Casters
<b>AF34</b>	70	79	51	
	100	79	51	
	130	79	51	
COLOR: SC		高度可訂製		

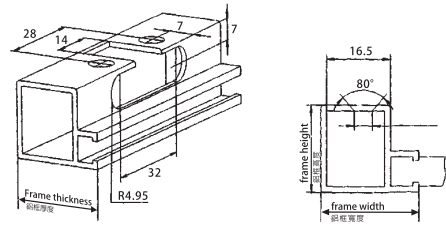
**H15B 窄鋁框鉸鏈 (緩衝)**



● 產品對照表 ●

品 編	規 格
H15B36	蓋 6 分
H15B33	蓋 3 分
H15B30	入 柱

※ 4孔底座



**H21 厚門緩衝鉸鏈**

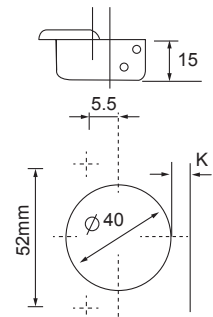


● 產品對照表 ●

品 編	規 格
H213503-6	蓋 6 分
H213503-3	蓋 3 分
H213503-0	入 柱

- 開啓角度 110°
- 杯孔距 52mm
- 鉸杯厚度 15mm
- 鉸杯直徑 40mm
- 門板 (K) 尺寸 4~5mm
- 門可選用板厚 24~28mm

- Opening angle 110°
- Hole space of hinge cup 52mm
- Depth of hinge cup 15mm
- Diameter of hinge cup 40mm
- Door dimension (K) 4~5mm
- Range of doors thickness 24~28mm



**HT4502 三節微緩衝抽中滑軌**

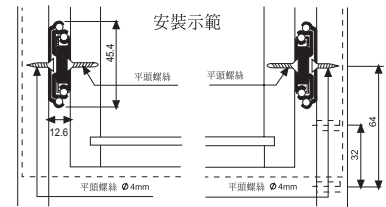


★ 三節微緩衝抽中滑軌

- 長度 : 350、400、450 mm
- 安裝 : 側面安裝、間隙12.6 mm
- 承重 : 45Kg/450mm(18°)
- 表面 : 鍍白鋅
- 優點 : 全拉出靜音滑軌, 輕巧的自鎖關閉裝置可自動地使抽屜達到緊閉效果, 防止抽屜意外打開。輕鬆的滑入安裝設計與鎖定設計, 更具易裝易拆的功能。

★ Auto-Return Three Fold Steel Ball Slide

- Length : 350、400、450 mm
- Install : side install ,interval 12.6 mm
- Load : 45kg/450mm(18°)
- Surface : Galvanized-zinc
- Advantage : Full-drawing silent voice slide, Simple self-locked -closed device may be drawing automatic to reach closed effect prevent drawer open by accident. Flexible slide and controlled design had easily installed and dismantled function.



安裝寬度 12.6 mm, 誤差調節+0.2mm  
Width 12.6 mm Error Adjustable Flat Screw+0.2mm

**HT4536 新型三節緩衝滑軌**

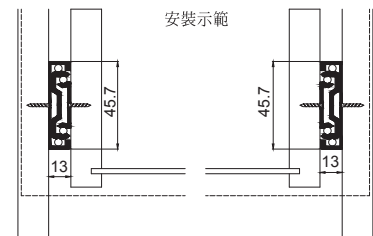


★ 新型三節緩衝滑軌

- 長度 : 300、350、400、450、500 mm
- 安裝 : 側面安裝、間隙13mm
- 承重 : 35Kg/450mm(18°)
- 表面 : 鍍白鋅
- 優點 : 全拉出靜音滑軌, 輕巧的自鎖關閉裝置可自動地使抽屜達到緊閉效果, 防止抽屜意外打開。輕鬆的滑入安裝設計與鎖定設計, 更具易裝易拆的功能。


★ Auto-Return Three Fold Steel Ball Slide

- Length : 300、350、400、450、500 mm
- Install : side install ,interval 13mm
- Load : 35kg/450mm(18°)
- Surface : Galvanized-zinc
- Advantage : Full-drawing silent voice slide, Simple self-locked -closed device may be drawing automatic to reach closed effect prevent drawer open by accident. Flexible slide and controlled design had easily installed and dismantled function.

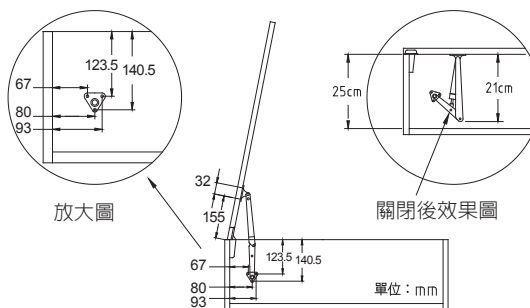


安裝寬度13mm, 誤差調節+0.2mm  
Width 13mm Error Adjustable Flat Screw+0.2mm

### I16 塌塌米支撐器



- ◆ 長度：300mm
- ◆ 承重：10kg


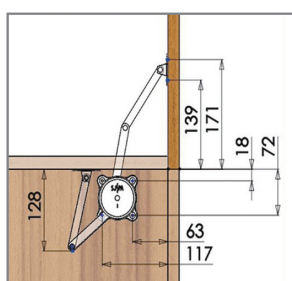


### I3051 緩衝合頁撐桿 (鏡台絞鏈)



- ◆ I3051 LWK-輕型 (白色) 門板重量不超過3.5公斤
- ◆ I3051 HBK-重型 (黑色) 門板重量不超過5公斤
- ◆ 門板高度不能超過 500mm
- ◆ 門板厚度大於 16mm

### I3052 SUSPA 櫃體安全緩衝撐桿



### L14WT 活動折合支架




圖示

L14WT10	10"	253*188mm
L14WT12	12"	303*188mm
L14WT14	14"	353*188mm
L14WT18	18"	450*260mm

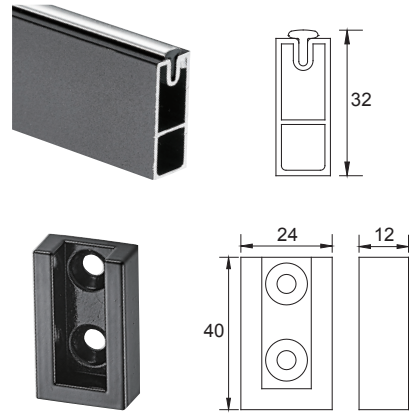
包裝：2支/組



**L670 高質感吊衣桿**



顏色：黑  
尺寸：長度可訂製



**P667 吸盤底座**



S

可結合把手當掛勾或手把使用  
尺寸：∅80mm.載重2.5kg

**J3051 (黑) 鋁出線盒**



材質：鋁合金  
外徑 ∅61mm 內徑 ∅54mm

**Z627 掛勾**



- ◆ 尺寸：W30xH90mm
- ◆ 顏色：SN . BK
- ◆ 孔距：74mm

**HD118 鐵板直行輪**



材質：鐵+PVC  
輪直徑 ∅50mm

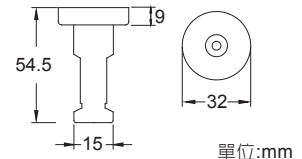
**L668 衣桿固定座**



亮鉻色 (PC) 霧鉻色 (SC)

示意圖

**EC077 鋁合金掛勾**



顏色：BK、SC、AB

**A057 LED燈 (免用變壓器)**




燈殼顏色：SC、BK  
正面鎖不用開孔 ∅45  
白光 (6000K)、自然光 (4000K)  
LED 2W 電壓：110-220V 共用、H=8mm

**TP11P LED電線聯結器**



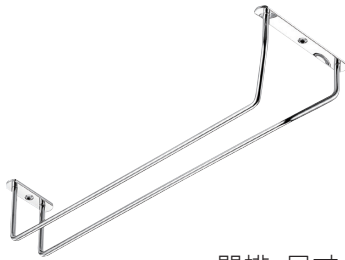
規格：5PIN  
尺寸：長2.6cm 寬2.1cm 高1.4cm

**TP11A LED觸控迷你開關**



二段式觸碰開關  
60W 110-220V


**L9081ST 不鏽鋼酒杯架**



**#204**

單排 尺寸:110X340mm  
雙排 尺寸:215X340mm

**L9084ST 不鏽鋼馬克杯架**




**#204**

尺寸:105X315mm


**669 重型、反彈式拍門器**



**670 反彈式拍門器+磁吸**



**ST496 無痕毛巾桿**



吸盤式固定 **#304**


尺寸:610X45X  $\varnothing$ 12mm  
底座: $\varnothing$ 80mm.載重5kg

**J3077B 轉盤**



尺寸: 20.3、30.4、44.2、50.6、60cm

**J3079B 玻璃轉盤**




尺寸:68cm 玻璃厚:8mm 載重:20kg


● 產品特色



玻璃鋼底座，質量輕而堅固



底板為加厚實心鋁合金材質，  
拉絲修飾，細膩光滑



轉面玻璃採用汽車級浮法工藝玻璃，  
流質均勻，透明度高，轉面為安全強化玻璃，碎後成鈍面顆粒狀，不傷手

**L5004H 緩衝西褲架**



L5004H80 76.4X48X7.5cm  
L5004H90 86.4X48X7.5cm  
(規格：寬X深X高)



**L5005H 緩衝飾物架**



L5005H80 76.4X48.5X7.5cm  
L5005H90 86.4X48.5X7.5cm  
(規格：寬X深X高)



**L5008H 緩衝頂裝S型褲架**




36X45.5X13.5cm  
(規格：寬X深X高)





**L5037H 緩衝側裝多功能活動西褲架**



40X45.5X22cm  
(規格：寬X深X高)

**L5009H 緩衝頂裝掛衣架**




12X45.5X13.5cm  
(規格：寬X深X高)

**L5036H 緩衝頂裝雙排西褲架**



65X45.5X13.5cm  
(規格：寬X深X高)

**L5035H 緩衝多功能西褲架**



L5035H80 76.4X47X13.5cm  
 L5035H90 86.4X47X13.5cm  
 (規格：寬X深X高)



**L5039 高櫃旋轉多功能組架**

特色: 完全利用衣櫥角落收納  
 每一層可360°獨立旋轉  
 方便拿衣物，美觀、實用  
 安裝簡易、結構穩固、收納  
 吊掛各式衣物，都沒問題唷！



櫃內 76.4X76.4X190~210cm  
 (規格：寬X深X高)



**L5038 360° 三層轉盤**




71X71X93.5 cm  
 (規格：寬X深X高)

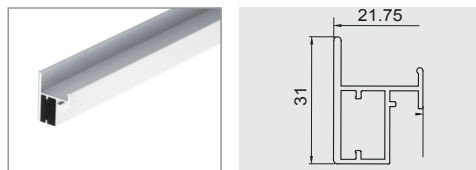




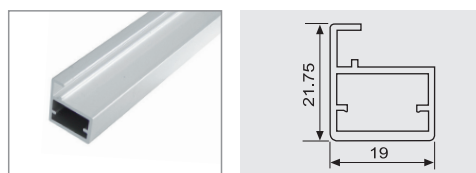
### AL024-1 鋁框



鋁框顏色：鋁色、黑色



AL024-1 把手邊框



AL024 邊框

### AL220 鋁框(無豎框)



鋁框顏色：鋁色、黑色 玻璃板材適用5mm

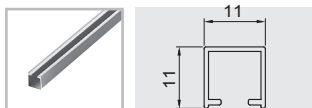
### AL219 鋁框



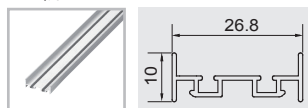
鋁框顏色：鋁色、黑色 玻璃板材適用5mm

### AL219 / AL220 系列配件

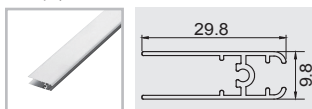
豎框



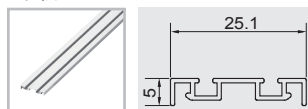
上軌



上下框



下軌



**K033 緩衝型上輪**



規格：

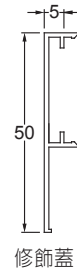
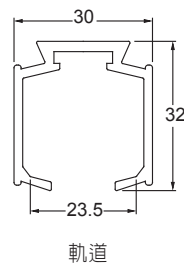
1. 適用範圍：鋁推拉門專用
2. 適用軌道：內徑35~39mm
3. 最大載重：50kg

**K045 單緩衝木門吊輪組**



規格：

1. 適用範圍：木門
2. 適用門寬： $\geq 52\text{cm}$
3. 最大載重：50kg

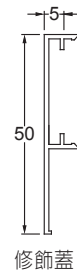
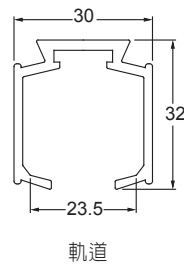


**K046 單緩衝玻璃門吊輪組**




規格：

1. 適用範圍：玻璃吊門
2. 適用門厚：8~12mm
3. 適用門寬： $\geq 52\text{cm}$
4. 最大載重：50kg



## K043 美式穀倉門



承載重量約90kg左右產品優勢如下：

1. 可節省空間，穀倉門是牆面推拉式，可節省門片回轉的90度扇形空間。
2. 造型美觀百搭，美式、簡約、北歐、中式、法式等所有風格，都可以與穀倉門搭配得宜。
3. 可重複使用，穀倉門一般都會比門洞大，可重複利用性較高。
4. 軌道長度：2米、2.5米(2種)
5. 適用板厚：38~45mm

**K3508 隱藏摺疊桌配件 (五金組合)**



桌面展開承載重量約30kg左右產品優勢如下：

1. 創造空間，提升空間利用率。
2. 操作方便，直接將櫃板把手順勢拉出，便能輕易拉出摺疊桌。
3. 優質五金安裝，使用安全。
4. 隱藏式摺疊桌，為櫥櫃和書房等的實用性設計，提供完美的解決方案。



**K3507 隱藏收納桌 (五金組合)**



5節滑軌 每節長度 45cm  
 展開長度 151.5cm  
 載重 50kg





### K3510 折疊凳五金

1. 載重：100kg
2. 材質：鐵烤漆
3. 可結合於鞋櫃、牆面等應用貼心的設計。
4. 方便人們穿鞋時的起坐，清潔地面時凳子更不用搬來搬去，隨時拉出即可當成凳子使用。



範例一 可結合於鞋櫃家具設計



時尚收納椅  
實用  
不佔走道空間


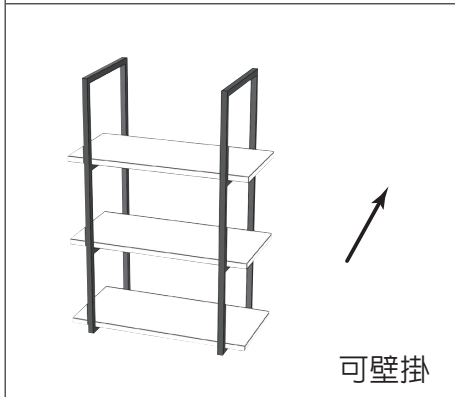
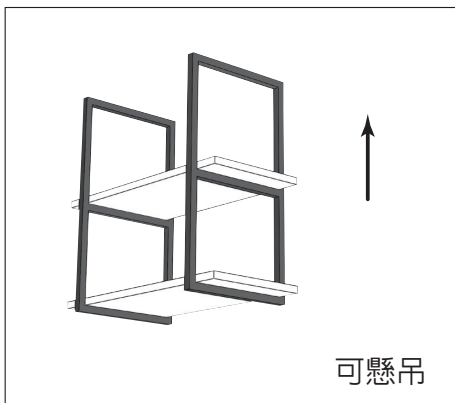


範例二 可結合於牆面一體設計



### 鋁質創作支架

1. 尺寸:長x寬x高，量身訂做，隨意組合
2. 訂購數量不拘
3. 顏色:黑
4. 鋁合金材質支架，不生鏽，結構性佳
5. 鋁管規格: 20X20、25X25、38X38(mm)







EhShine


# 鋁框門

ESHINE INDUSTRIAL CO., LTD.

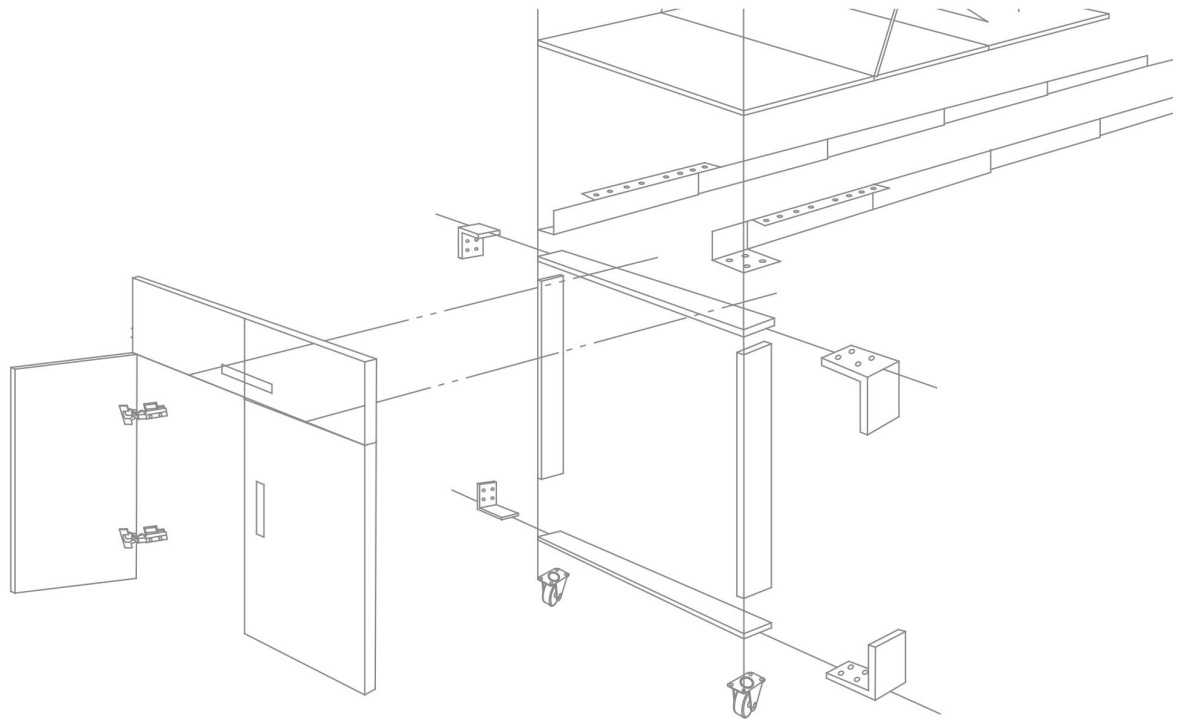
鋁框門專業目錄  
—— 歡迎索取







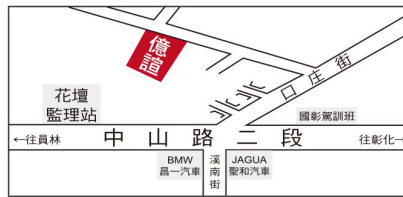




**EhShine** 億誼五金  
 ESHINE INDUSTRIAL CO., LTD

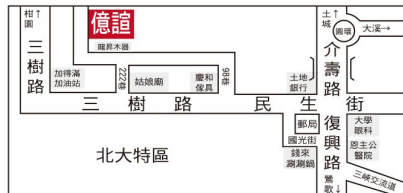
台灣總公司 TAIWAN

彰化縣花壇鄉口庄街101巷16弄61號  
 TEL: 886-4-7862423 (代表號)  
 FAX: 886-4-7862224  
 E-mail:es@hsec.com.tw



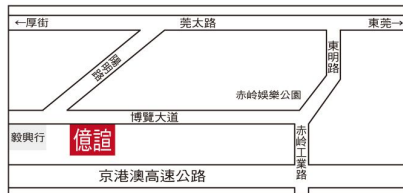
台北展示中心 TAIPEI

新北市三峽區三樹路222巷196之30號  
 TEL: 886-2-86716300 (代表號)  
 FAX: 886-2-86716228  
 E-mail:es.yu@msa.hinet.net



大陸廠 CHINA

億誼精密五金科技有限公司  
 廣東省東莞市厚街鎮赤嶺工業園  
 赤嶺公園側門斜對面  
 TEL: 86-769-85911105 · 88919602  
 FAX: 86-769-88919601  
 E-mail:ehshine2@163.com



<http://www.ehshine.com.tw>